

# SFL FOOTPRINT IDENTITY CARD 2013



SOCIETE FONCIERE LYONNAISE  
we care for your talents

## LDE/LDA

### 2 place du palais Royal 75 001 Paris

Acquisition Year : 1995

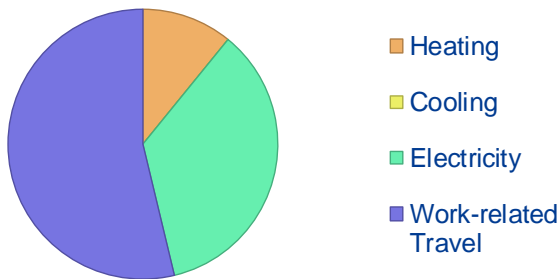
Building area : 47673 m<sup>2</sup>

Parkings : 235

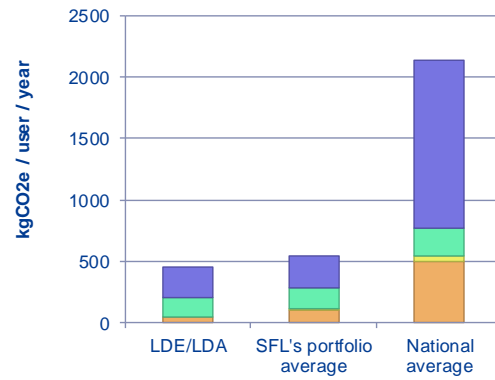
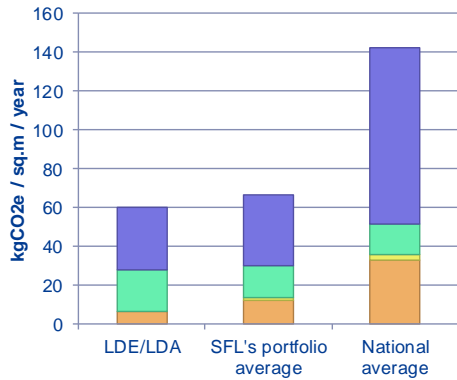
Maximal Workforce : 3992

Occupancy : 58 %

## Carbon footprint

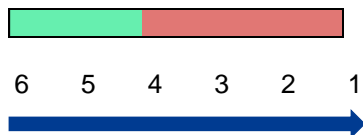


## Comparative analysis



■ Work-related Travel ■ Electricity ■ Cooling ■ Heating

## Scope for improvement



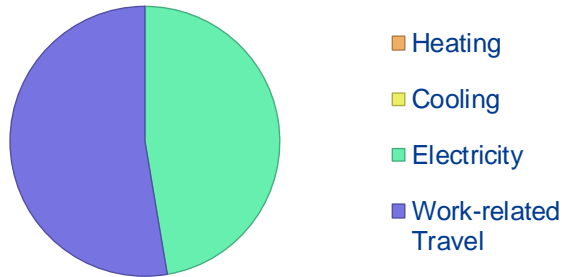
- 1 CP & PP measure with audit
- 2 CP & PP measure
- 3 CP measure, PP extrapolated
- 4 Total building measure
- 5 Common parts measure
- 6 Incomplete data

## Washington Plaza

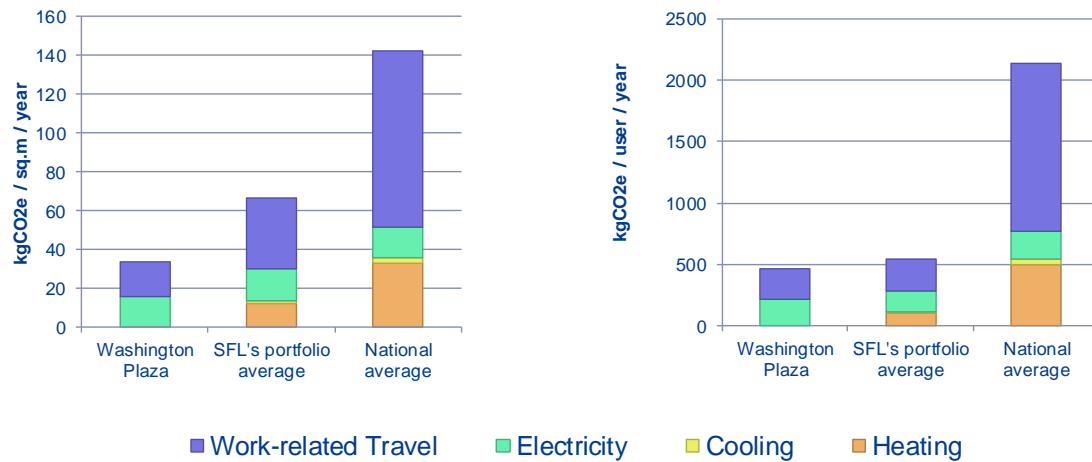
40 rue de Washington 75 008 Paris

Acquisition Year : 2000  
 Building area : 47097 m<sup>2</sup>  
 Parkings : 662  
 Maximal Workforce : 2963  
 Occupancy : 81 %

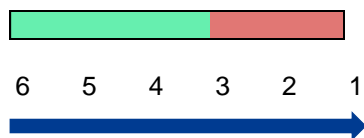
### Carbon footprint



### Comparative analysis



### Scope for improvement



- 1 CP & PP measure with audit
- 2 CP & PP measure
- 3 CP measure, PP extrapolated
- 4 Total building measure
- 5 Common parts measure
- 6 Incomplete data

## 103 Grenelle

103 rue de grenelle 75 007 Paris

Acquisition Year : 2006

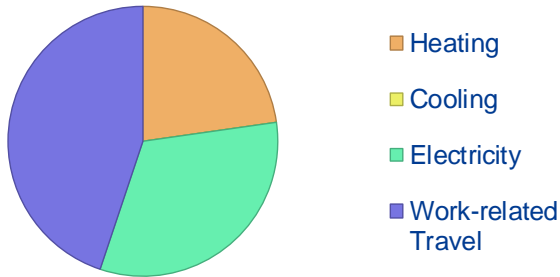
Building area : 19729 m<sup>2</sup>

Parkings : 100

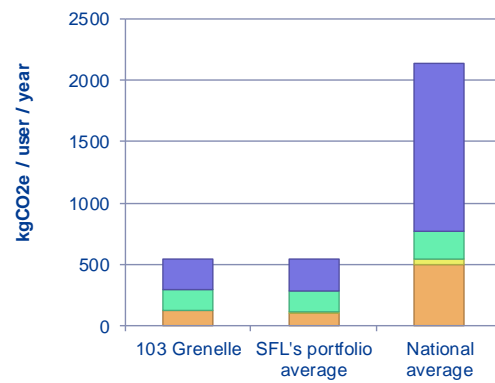
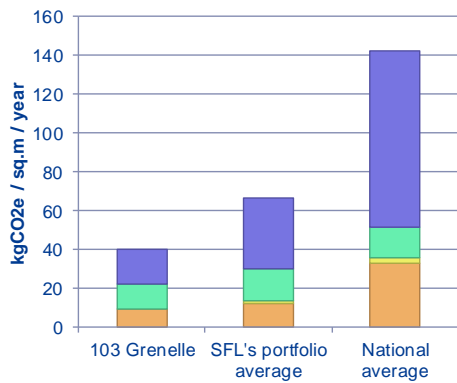
Maximal Workforce : 1415

Occupancy : 96 %

### Carbon footprint

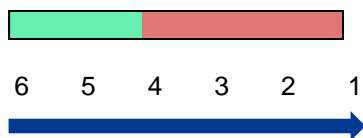


### Comparative analysis



■ Work-related Travel ■ Electricity ■ Cooling ■ Heating

### Scope for improvement

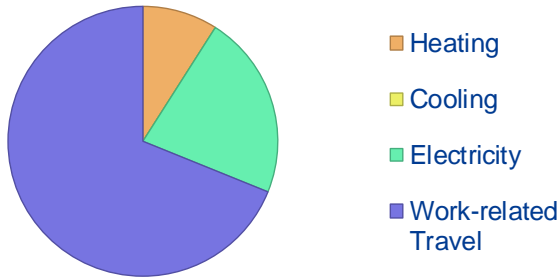


- 1 CP & PP measure with audit
- 2 CP & PP measure
- 3 CP measure, PP extrapolated
- 4 Total building measure
- 5 Common parts measure
- 6 Incomplete data

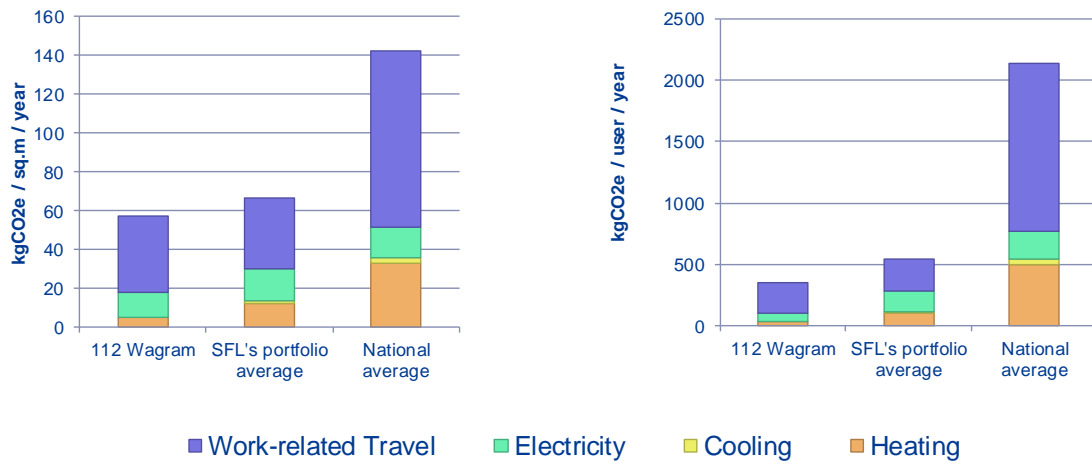
**112 Wagram**  
**108 - 112 rue de Wagram 75017 Paris**

Acquisition Year : 2008 en VEFA  
 Building area : 5998 m<sup>2</sup>  
 Parkings : 29  
 Maximal Workforce : 975  
 Occupancy : 100 %

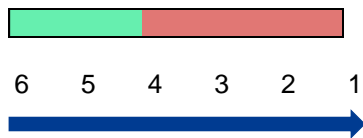
**Carbon footprint**



**Comparative analysis**



**Scope for improvement**



- 1 CP & PP measure with audit
- 2 CP & PP measure
- 3 CP measure, PP extrapolated
- 4 Total building measure
- 5 Common parts measure
- 6 Incomplete data

## 176 CDG

176 avenue Charles de Gaulle 92 200 Neuilly

Acquisition Year : 2006

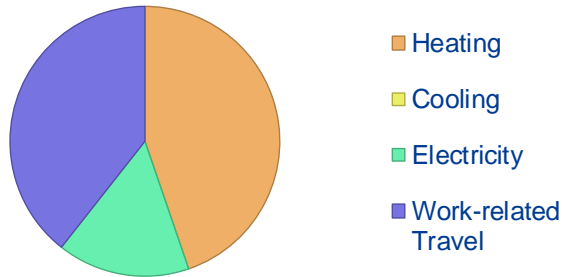
Building area : 7381 m<sup>2</sup>

Parkings : 145

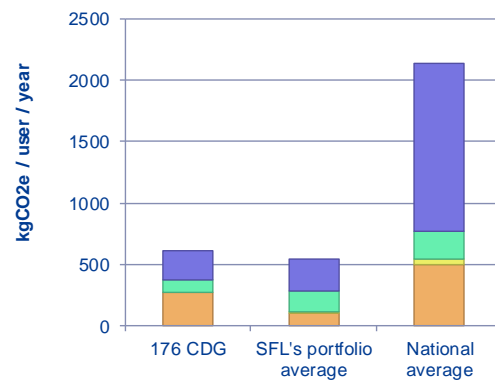
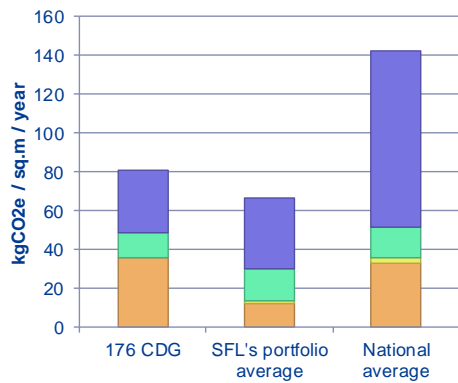
Maximal Workforce : 659

Occupancy : 100 %

### Carbon footprint

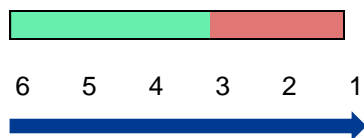


### Comparative analysis



■ Work-related Travel ■ Electricity ■ Cooling ■ Heating

### Scope for improvement

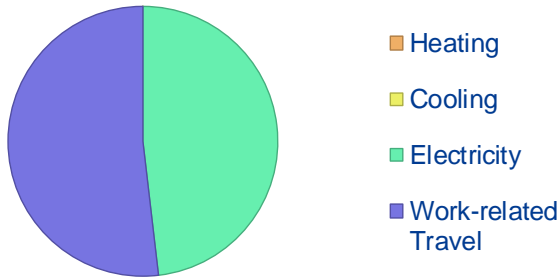


- 1 CP & PP measure with audit
- 2 CP & PP measure
- 3 CP measure, PP extrapolated
- 4 Total building measure
- 5 Common parts measure
- 6 Incomplete data

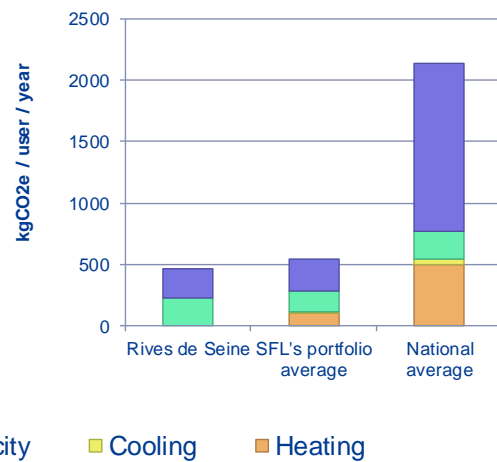
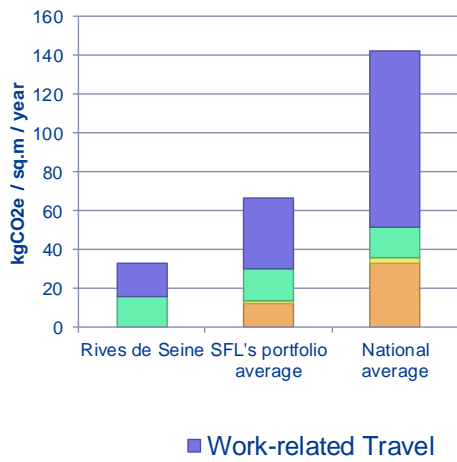
**Rives de Seine**  
**68 - 74 quai de la rapée 75 012 Paris**

Acquisition Year : 2004  
 Building area : 22671 m2  
 Parkings : 366  
 Maximal Workforce : 1600  
 Occupancy : 100 %

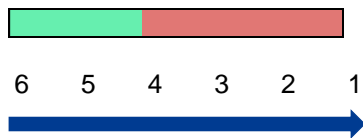
**Carbon footprint**



**Comparative analysis**



**Scope for improvement**



- 1 CP & PP measure with audit
- 2 CP & PP measure
- 3 CP measure, PP extrapolated
- 4 Total building measure
- 5 Common parts measure
- 6 Incomplete data

## 96 léna

96 avenue d'léna 75 016

Acquisition Year : 2001 et 2007

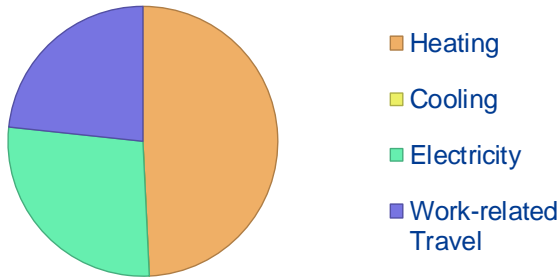
Building area : 8856 m<sup>2</sup>

Parkings : 263

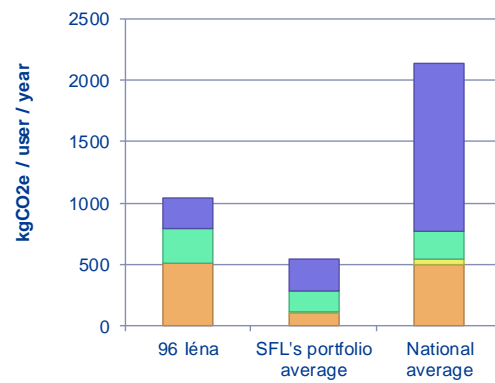
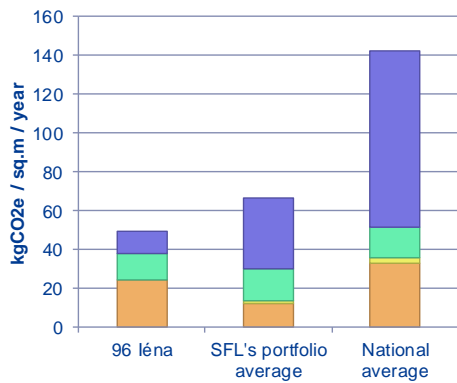
Maximal Workforce : 420

Occupancy : 100 %

### Carbon footprint

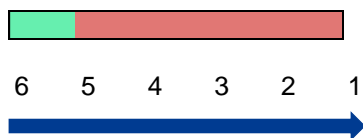


### Comparative analysis



■ Work-related Travel ■ Electricity ■ Cooling ■ Heating

### Scope for improvement



- 1 CP & PP measure with audit
- 2 CP & PP measure
- 3 CP measure, PP extrapolated
- 4 Total building measure
- 5 Common parts measure
- 6 Incomplete data



## Edouard VII

16 - 30 boulevard des capucines 75 009

Acquisition Year : 1999

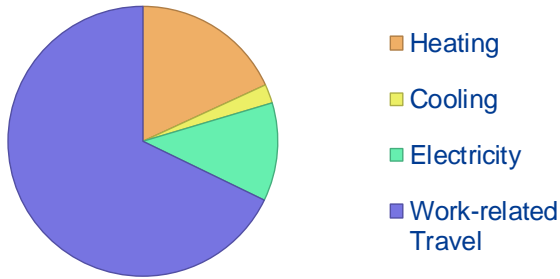
Building area : 49549 m<sup>2</sup>

Parkings : 510

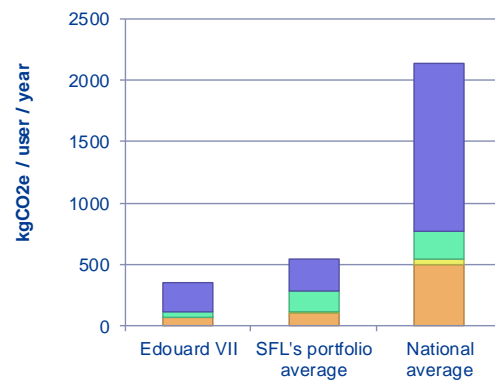
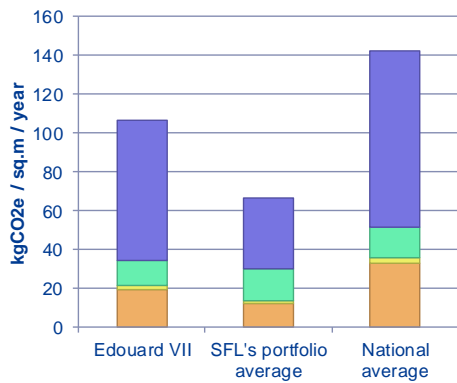
Maximal Workforce : 12259

Occupancy : 82 %

### Carbon footprint

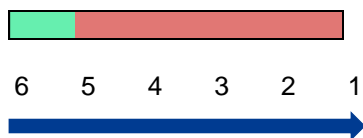


### Comparative analysis



■ Work-related Travel ■ Electricity ■ Cooling ■ Heating

### Scope for improvement



- 1 CP & PP measure with audit
- 2 CP & PP measure
- 3 CP measure, PP extrapolated
- 4 Total building measure
- 5 Common parts measure
- 6 Incomplete data

## Paul Cézanne

168 rue du faubourg saint-honoré 75 008 Paris

Acquisition Year : 2001 et 2007

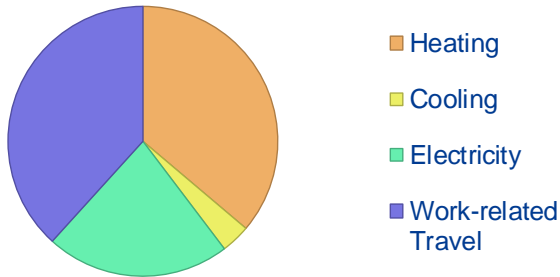
Building area : 28790 m<sup>2</sup>

Parkings : 125

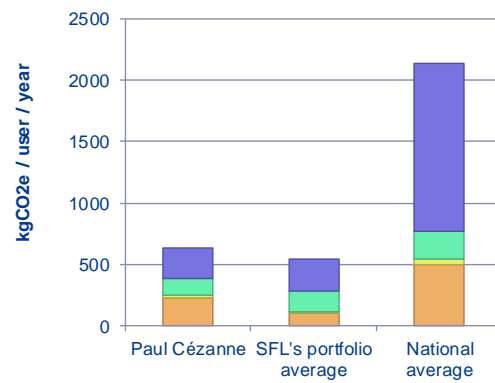
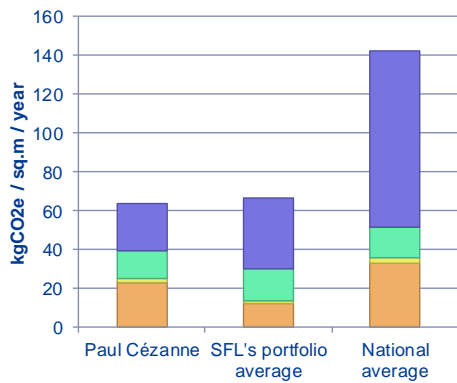
Maximal Workforce : 2595

Occupancy : 97 %

### Carbon footprint

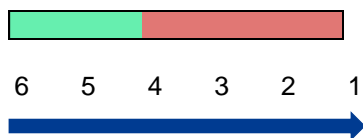


### Comparative analysis



■ Work-related Travel ■ Electricity ■ Cooling ■ Heating

### Scope for improvement



- 1 CP & PP measure with audit
- 2 CP & PP measure
- 3 CP measure, PP extrapolated
- 4 Total building measure
- 5 Common parts measure
- 6 Incomplete data

## Ozone

92 avenue des Champs Elysées 75008 Paris

Acquisition Year :

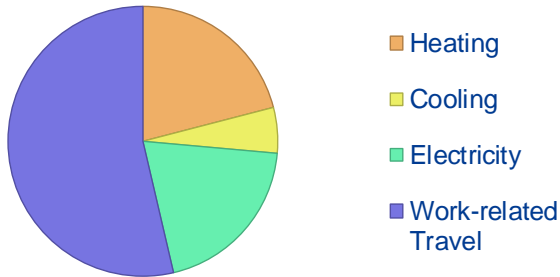
Building area : 7691 m<sup>2</sup>

Parkings :

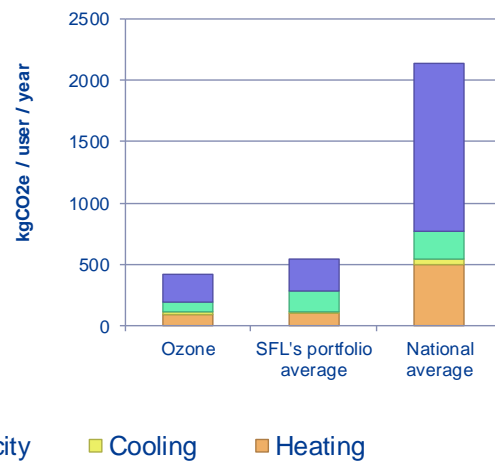
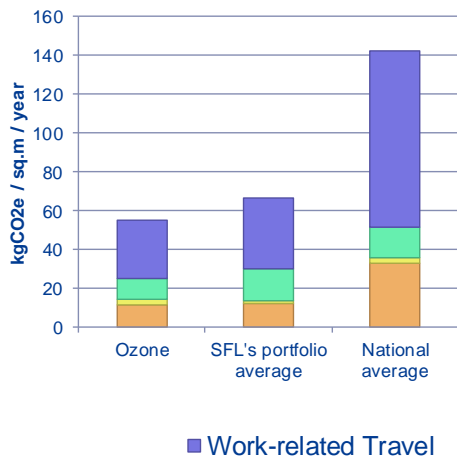
Maximal Workforce : 1016

Occupancy : 100 %

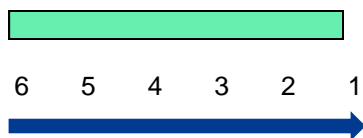
### Carbon footprint



### Comparative analysis



### Scope for improvement

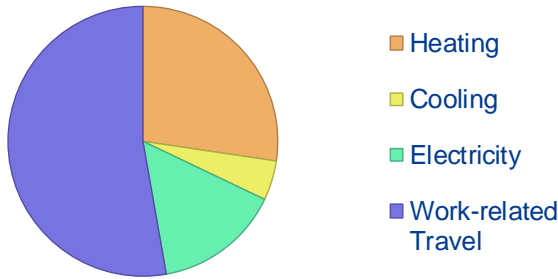


- 1 CP & PP measure with audit
- 2 CP & PP measure
- 3 CP measure, PP extrapolated
- 4 Total building measure
- 5 Common parts measure
- 6 Incomplete data

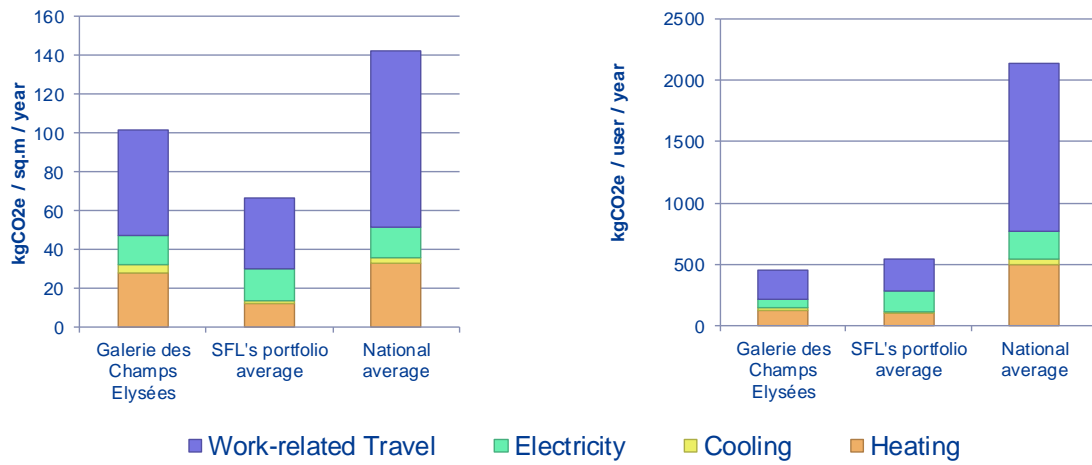
**Galerie des Champs Elysées**  
**82-88 avenue des Champs Elysées 75008 Paris**

Acquisition Year :  
 Building area : 8662 m2  
 Parkings :  
 Maximal Workforce : 2000  
 Occupancy : 96 %

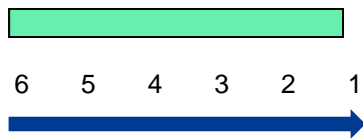
**Carbon footprint**



**Comparative analysis**



**Scope for improvement**



- 1 CP & PP measure with audit
- 2 CP & PP measure
- 3 CP measure, PP extrapolated
- 4 Total building measure
- 5 Common parts measure
- 6 Incomplete data

